

# RIT Solidworks 2022 Community for Students Personal Usage/ Non-Commercial Use

1. Go to <https://www.solidworks.com/sek>
2. Fill out the Community Download Form

## SOLIDWORKS Community Download Instructions

Download instructions for qualified educators, students, military, and sponsored organizations. Not for Commercial Use. For eligible makers and hobbyists, please explore our new [Maker portfolio](#).

Please enter your information in the fields below. Note that all fields are required. Please enter accurate information, including email address. Download instructions and other important information may, depending on the type of license selected, be emailed to the address you provide. Please refer to DS SOLIDWORKS Corp.'s [privacy policy](#) to understand how your data may be used.

### ATTENTION!

If you select 2022-2023 Academic Version below, **AFTER** you download and install SOLIDWORKS, click [HERE](#) to download and install an important required Hotfix that affects SOLIDWORKS Simulation.

### Contact Information

FIRST NAME	LAST NAME
EMAIL	Select one of the following (optional)

### Product Information

I already have a Serial Number that starts with 9020

Academic Version

Yes  No

2022-2023  2021-2022

- a. First Name, Last name, your RIT Student Email Address [username@rit.edu](mailto:username@rit.edu), and current enrollment status in the drop-down menu.
  - b. Product Information
    - i. Select **Yes** for "I already have a Serial Number that starts with 9020"
    - c. Select the **2022-2023** version to install.
3. Click the **Request Download**
  4. Review the license Terms and click **Accept and Continue** to access the download.

## SOLIDWORKS Community Access Initiative

Dassault Systemes SolidWorks Community Access Eligibility and Terms of Use Agreement.

(Please read this agreement and ACCEPT or DECLINE its terms and conditions at the bottom of the page.)

"Community Access," "Student Access" or "Student Access product" refers to Student Standard (formerly known as the Student Design Kit/SDK), Student Premium (formerly known as the Student Engineering Kit/SEK), or 60-Day Trial version of SOLIDWORKS software.

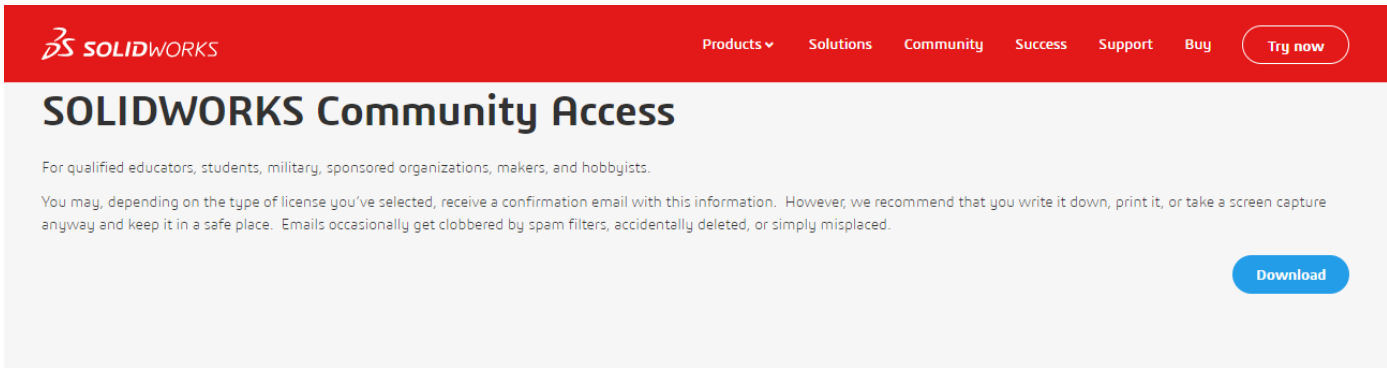
Eligibility for SOLIDWORKS Community Access Licenses:

SOLIDWORKS Community Access licenses available at this website are provided only to: Students and Educators at academic institutions that have been authorized by Dassault Systemes SolidWorks Corporation ("DS SolidWorks") to offer SOLIDWORKS Community Access; and Students and Educators who have received Student Access for trial purposes. SOLIDWORKS Community Access also includes makers, hobbyists, military, and sponsored organizations.

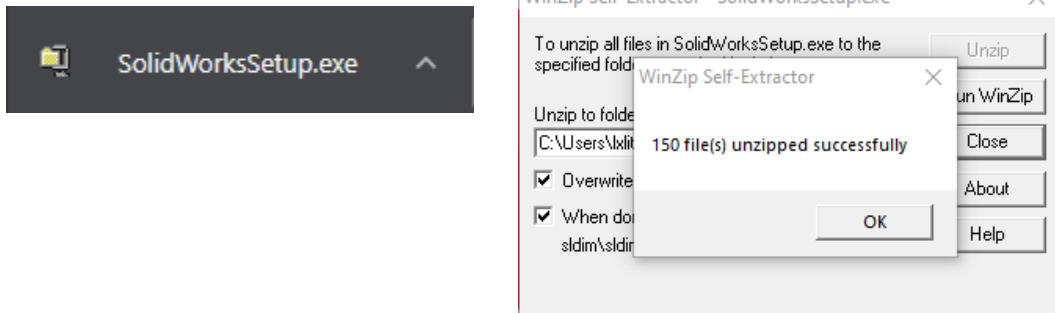
I decline

Accept and Continue

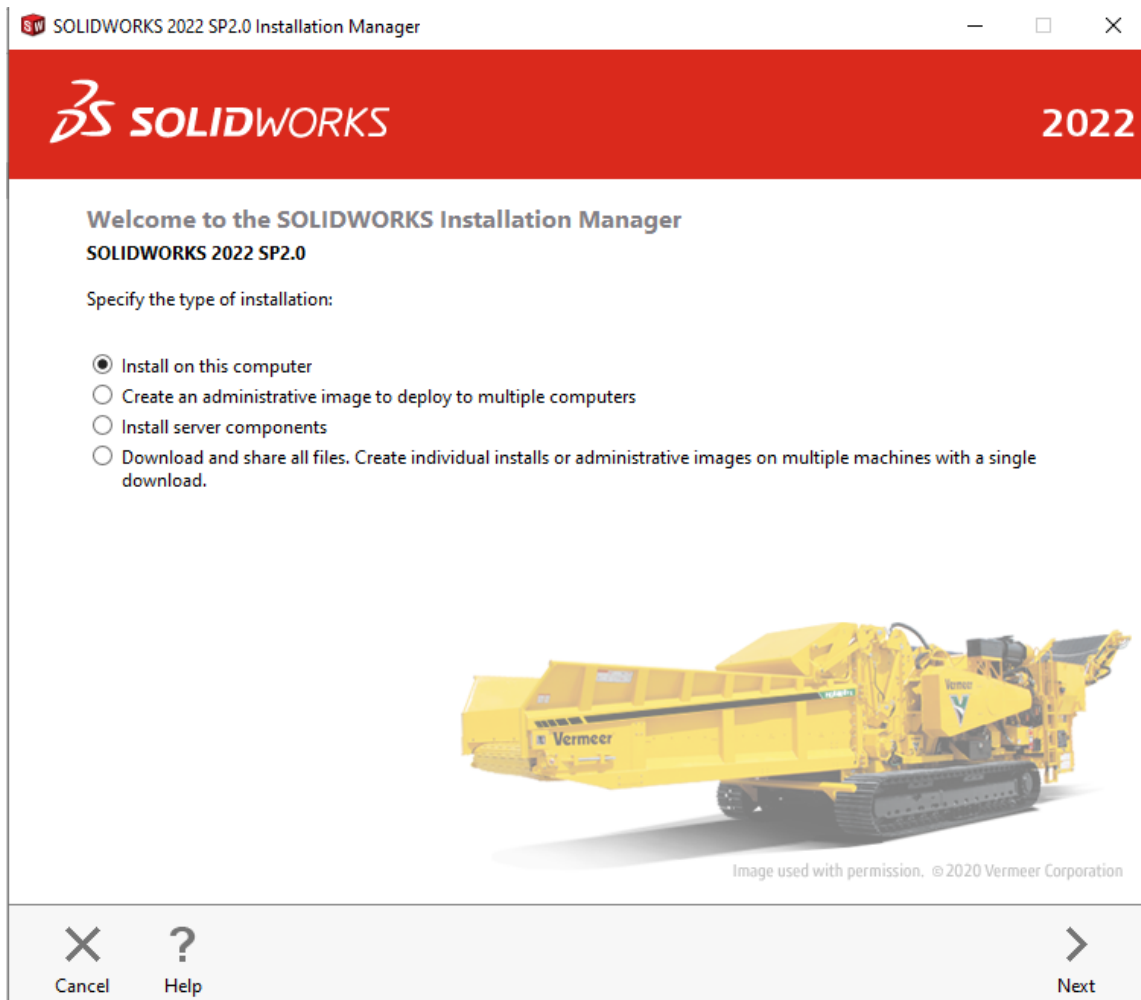
5. After agreeing to the terms, you will be able to download and install Solidworks



6. Once Downloaded, run the Solidworks Setup to extract the install files



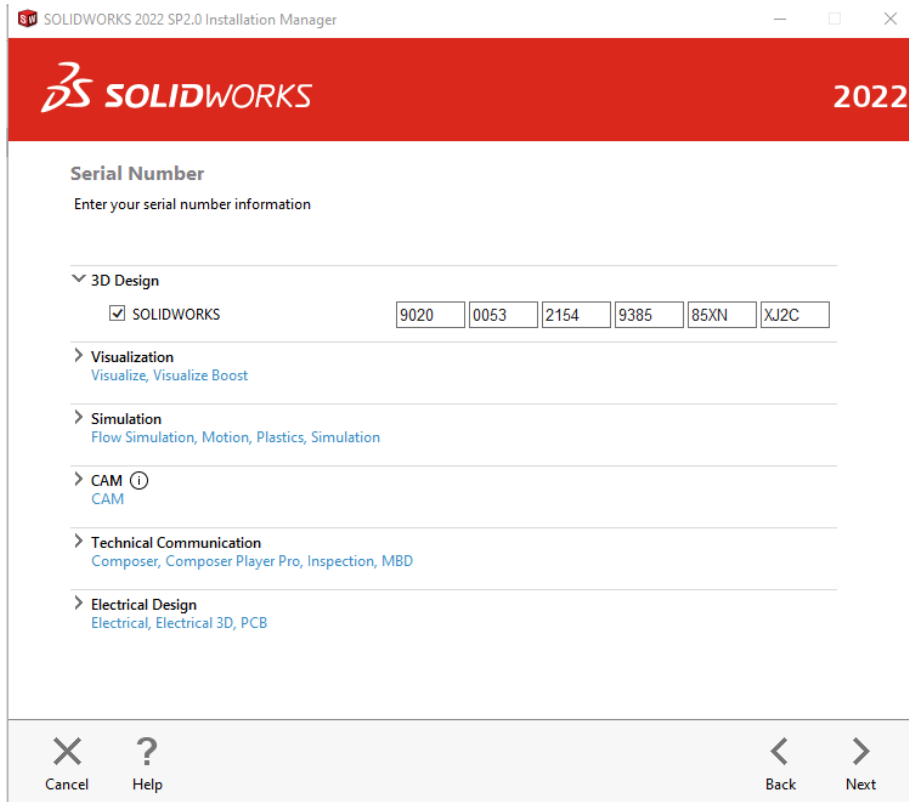
7. The setup should start once the files are extracted. Click on **Install on this computer** and click **Next**



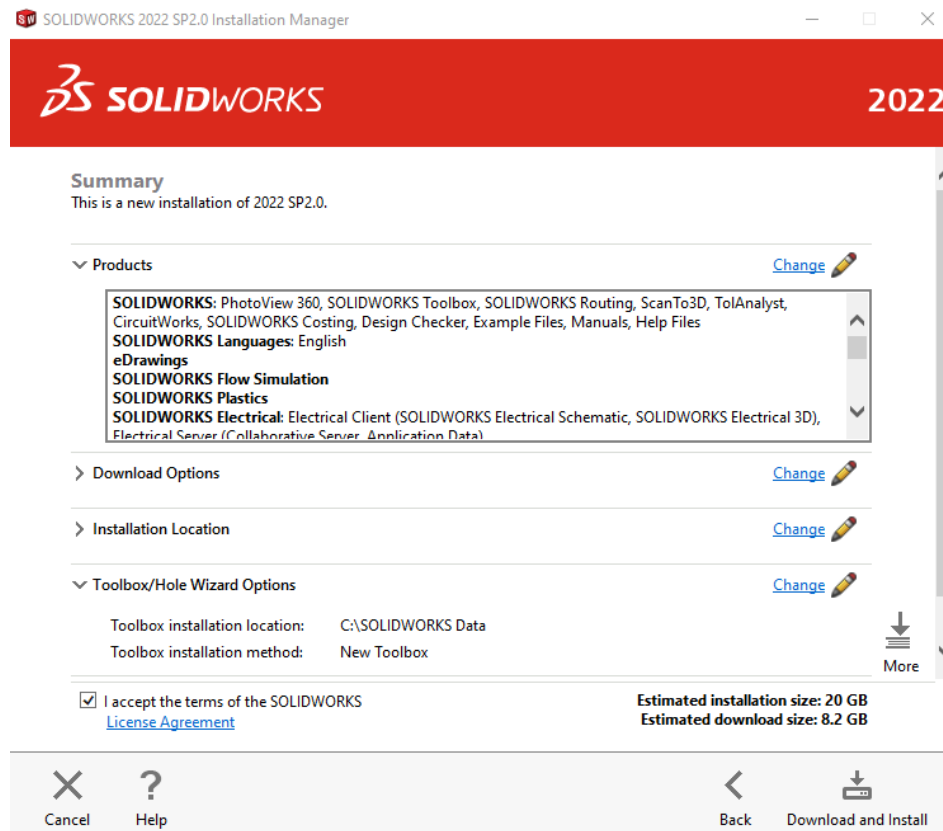
# RIT Solidworks 2022 Community for Students Personal Usage/ Non-Commercial Use

8. Enter the product key: **9020 0053 2154 9385 85XN XJ2C** and click next.

Note: Only enter the product key under 3D Design (Solidworks). The installer will select the addons that the student license is licensed to utilize.



9. Review the install settings - the defaults should be fine and you should not need to change anything. You will need to check the **I accept the terms of Solidworks** box and then click **Download and Install**.



10. Important note: After installing please go [HERE](#) to install important hot fix!